

## Northwest Ohio ESC Profile

Operating Revenue:  
**\$22,490,061**

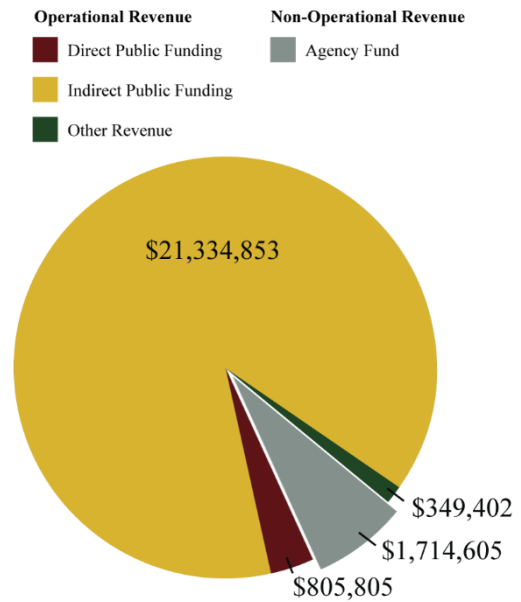
Expenditures:  
**\$23,662,449**

FTEs:  
**472.65**

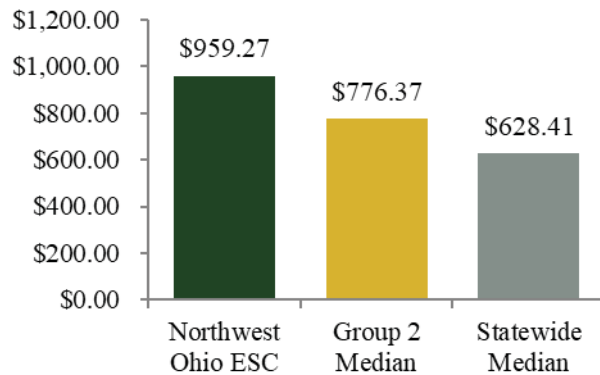
Revenue Generation Ratio



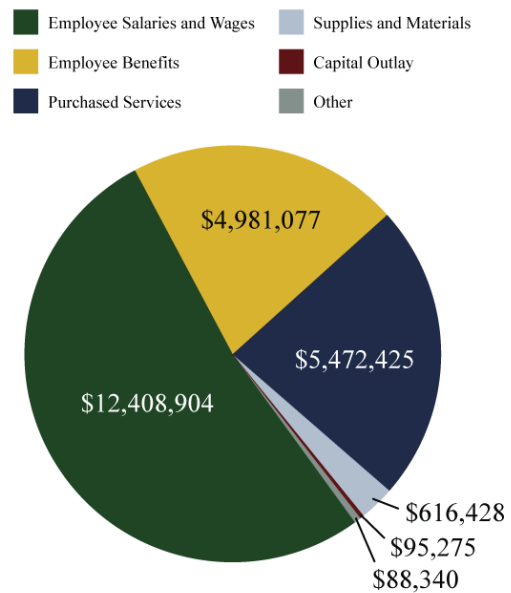
Total Revenue by Source



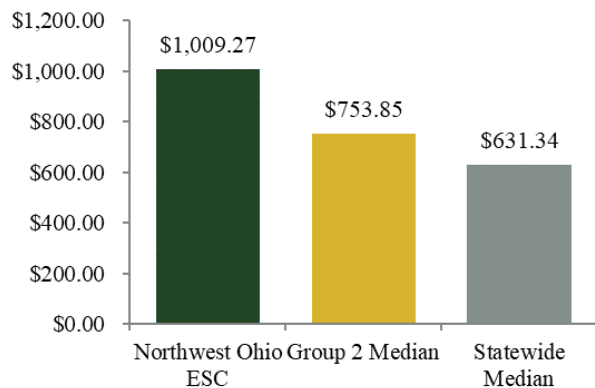
Operating Revenue per Student



Expenditures by Object



Expenditures per Student



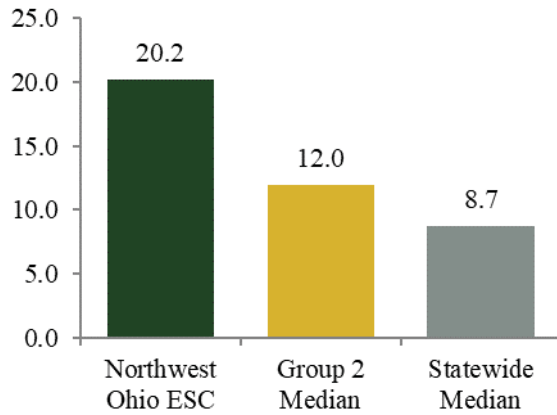
# Northwest Ohio ESC Profile

Operating Revenue:  
**\$22,490,061**

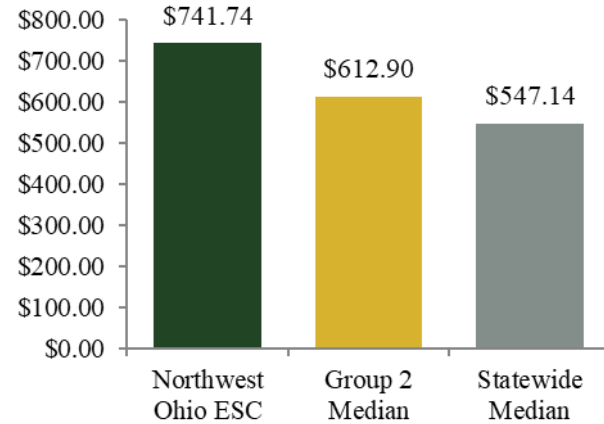
Expenditures:  
**\$23,662,449**

FTEs:  
**472.65**

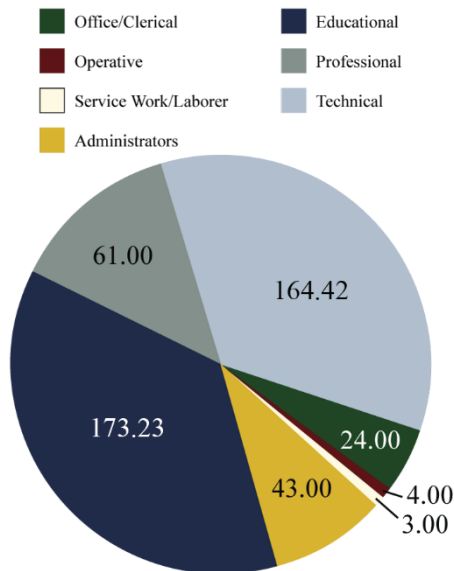
FTEs per 1,000 Students



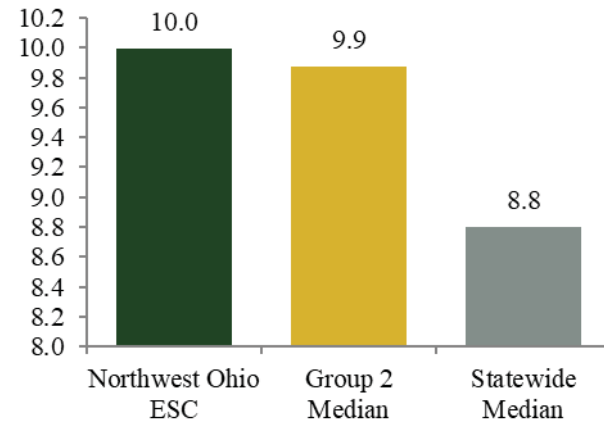
Personnel Cost per Student



FTEs by Category



Non-administrative Staff per Administrator



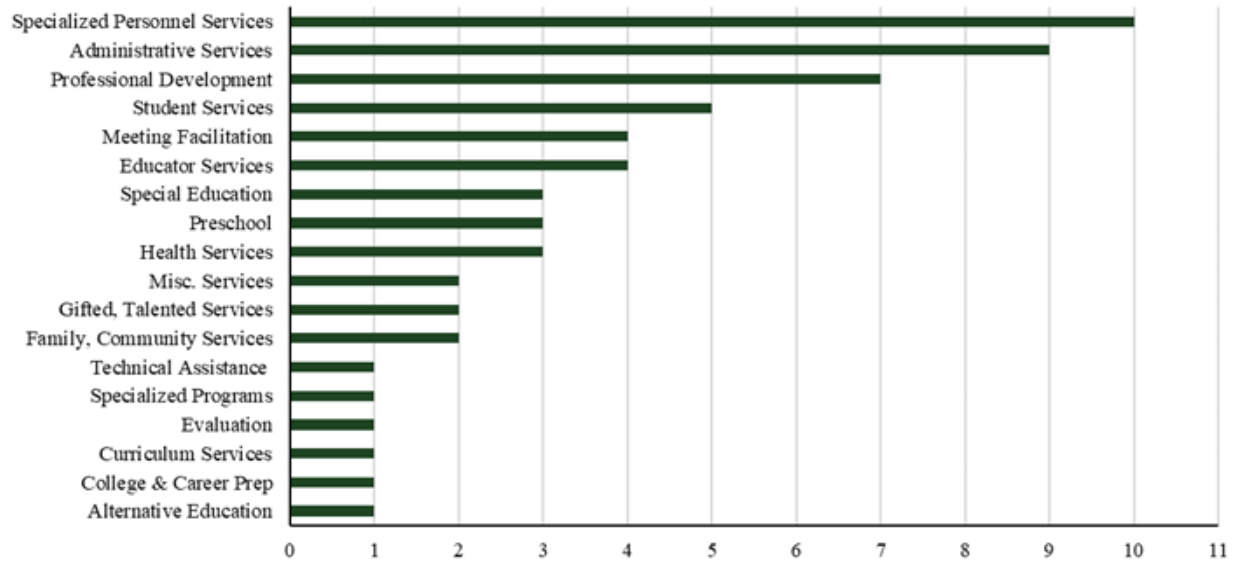
## Northwest Ohio ESC Profile

Operating Revenue:  
**\$22,490,061**

Expenditures:  
**\$23,662,449**

FTEs:  
**472.65**

### Services Offered by Category



## Northwest Ohio ESC Profile

Operating Revenue:  
**\$22,490,061**

Expenditures:  
**\$23,662,449**

FTEs:  
**472.65**

### Member District Data

Member District Name	Student Enrollment	District Type
Archbold-Area LSD	1,206	3
Ayersville LSD	721	3
Bryan CSD	1,973	4
Central LSD	994	2
Defiance CSD	2,453	4
Edgerton LSD	564	1
Edon-Northwest LSD	524	1
Evergreen LSD	1,184	2
Fayette LSD	429	1
Hicksville EVSD	910	1
Holgate LSD	428	2
Liberty Center LSD	1,043	2
Millcreek-West Unity LSD	533	1
Montpelier EVSD	905	1
Napoleon CSD	1,962	4
North Central LSD	572	1
Northeastern LSD	1,088	3
Patrick Henry LSD	803	2
Pettisville LSD	508	2
Pike-Delta-York LSD	1,261	1
Stryker LSD	378	1
Swanton LSD	1,214	3
Wauseon EVSD	1,792	4